



Road Fatalities in the Northern Territory for the Period 01 January to 30 November 2002 Status Report

There were 50 road fatalities in the Northern Territory from 01 January to 30 November 2002 compared to 42 at the same time in 2001. The 50 deaths were a result of 36 fatal crashes compared to 37 for the same time in 2001.

36 fatal crashes:

- ◆ 10 occurred where the car ran off the road without colliding into something first.
- ◆ 9 were pedestrians struck by vehicles.
- ◆ 1 resulted from a "sideswipe".
- ◆ 2 resulted from animals struck by vehicles.
- ◆ 6 were single vehicle roll overs.
- ◆ 2 were head on collisions.
- ◆ 4 were angle collisions.
- ◆ 1 resulted from a vehicle hit by a train.
- ◆ 1 resulted from a rear end collision.

36 fatal crashes:

- ◆ 29 occurred in rural areas and 7 in urban areas.
- ◆ 28 occurred on sealed-dry roads, 6 on unsealed-dry roads, 1 on unsealed-wet road and 1 unknown.

50 fatalities:

- ◆ 33 were males and 17 were females.
- ◆ 41 were NT residents (25 Aboriginals & 16 non-Aboriginals), 3 were interstate visitors and 6 overseas visitors.

Of the 25 Aboriginal NT resident fatalities:

- ◆ 6 drivers – 1 was wearing a seatbelt, 3 were not and 2 unknowns.
- ◆ 12 passengers – 1 was wearing a seatbelt, 8 were not and 3 unknowns.
- ◆ 7 pedestrians.

Of the 16 non-Aboriginal NT resident fatalities:

- ◆ 7 drivers – 3 were wearing seatbelts, 3 were not and 1 unknown.
- ◆ 6 passengers – 4 were wearing seatbelts and 2 were not.
- ◆ 3 motorcyclists.

Of the 3 interstate visitor fatalities:

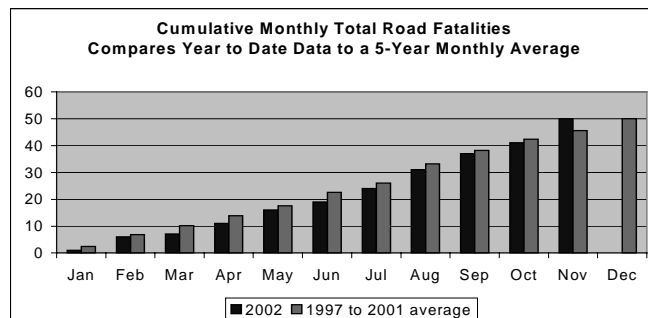
- ◆ 1 passenger - was wearing a seatbelt.
- ◆ 2 pedestrians.

Of the 6 overseas visitor fatalities:

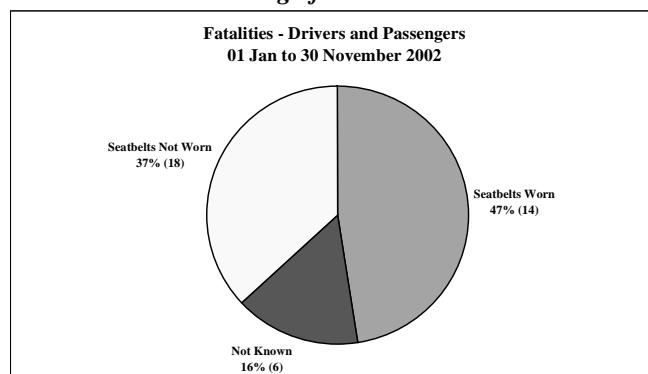
- ◆ 2 drivers - 1 was wearing a seatbelt and 1 was not.
- ◆ 4 passengers - 3 were wearing seatbelts and 1 was not.

Road Fatalities: -

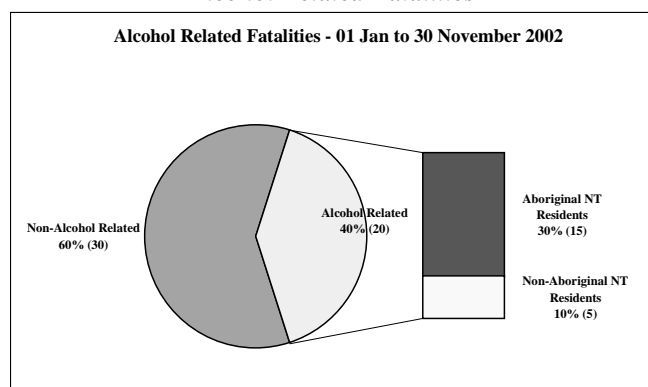
Year	NT	NT Per 100,000 Population	Australia Per 100,000 Population
2001	50	25.3	9.06
2000	51	26.2	9.49
1999	49	25.4	9.28



Non-Wearing of Seatbelt Fatalities



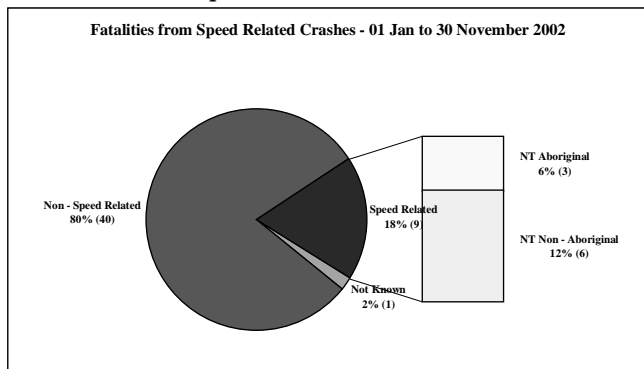
Alcohol Related Fatalities





Road Fatalities in the Northern Territory for the Period 01 January to 30 November 2002 Status Report

Speed Related Fatalities



Annual Fatality Statistics

Year	1998	1999	2000	2001	2002
Aboriginal NT Residents	28	17	18	24	25
Non - Aboriginal NT Residents	25	24	23	12	16
Interstate visitors	6	4	3	5	3
Overseas visitors	10	4	7	9	6
Total	69	49	51	50	50

Vehicle Crashes Involving Heavy Vehicles:

Heavy Vehicles Involved Crashes 01 Jan to 30 November 2002	Driver Not Wearing Seatbelt	Driver BAC > 0	Speed Related	Fatigue Related
Fatal	0	0	0	0
Serious Injury	0	0	0	0
Minor Injury	0	0	0	0
Non-injury	1	0	1	0
Total	1	0	1	0

01 Jan to 30 November 2002

Highest Injury Level Crashes	Bus & Coach		Rigid Truck > 4.5 GVM		Articulated Vehicle (Semi)		Road Train (Double)		Road Train (Triple)		Total
	NT	Int.	NT	Int.	NT	Int.	NT	Int.	NT	Int.	
Fatal	1		2				2		1		6
Serious	1		3	1	1						6
Minor	4		6	1			3		4	3	21
Non-injury	13		23	5	3	1	1	1	6	5	58
Total	19		41		5		7		19		91

Note: Int. = Interstate

Highest Injury Level Crashes	12 months to 30 November 2001		12 months to 30 November 2002		% Change	
	NT	Int.	NT	Int.	NT	Int.
Fatal	2	0	5	0	150.0%	0.0%
Serious	10	4	4	1	-60.0%	-75.0%
Minor	10	6	15	4	50.0%	-33.3%
Non-injury	51	12	41	15	-19.6%	25.0%
Total	95		85		-10.5%	

	12 months to 30 November 2001	12 months to 30 November 2002	% Change
Total Fatalities	46	58	26.1%
Total Injuries	1210	941	-22.2%
Total Fatal Crashes	41	42	2.4%
Total Injury Crashes	847	629	-25.7%
Total Non-injury Crashes	1672	1250	-25.2%
Seatbelt not Worn Fatalities			
Fatalities	18	22	22.2%
Injuries	66	49	-25.8%
Speed- Related			
Fatal Crashes	4	8	100.0%
Injury Crashes	80	65	-18.8%
Non-injury Crashes	115	82	-28.7%
Alcohol-Related			
Fatal Crashes	16	21	31.3%
Injury Crashes	97	62	-36.1%
Non-injury Crashes	94	77	-18.1%

This report is produced using the Vehicle Accident Database. Information is correct as at 30 November 2002.

Contact Officers
Graham Kwong Research /Project Officer, tel: 89247147
Don Shean, VADB Manager, tel: 89247352

Accidents within the last four (4) weeks may not be reflected in the Vehicle Accident Database

